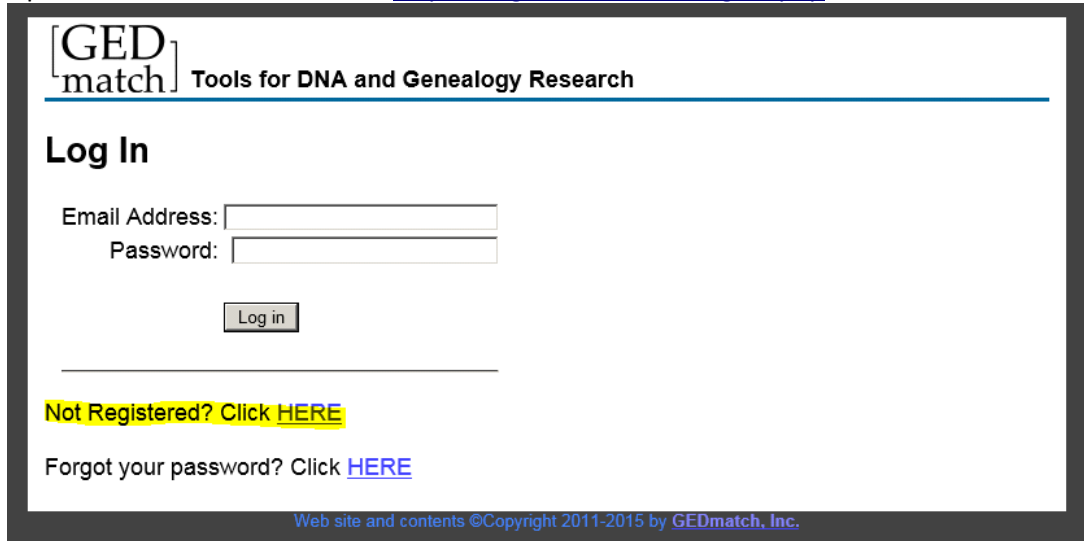


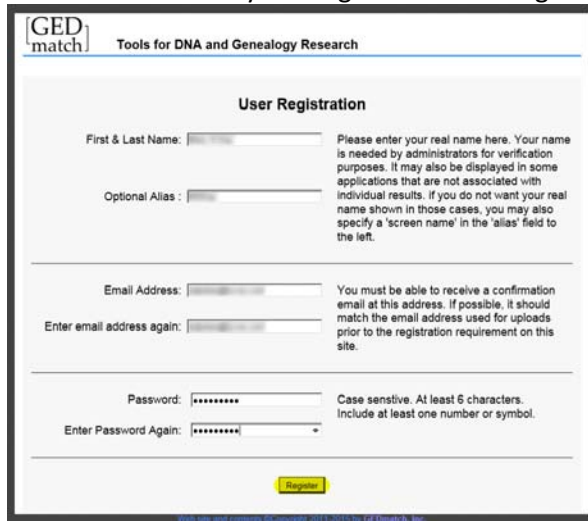
CREATE GEDMATCH.COM ACCOUNT

Open the GEDmatch web site at <http://v2.gedmatch.com/login1.php>



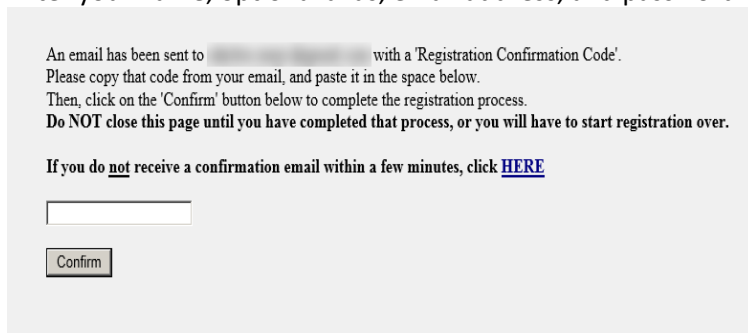
The screenshot shows the GEDmatch website header with the logo and the text "Tools for DNA and Genealogy Research". Below the header is a "Log In" section with two input fields: "Email Address:" and "Password:". A "Log in" button is positioned below the password field. At the bottom of the login section, there are two links: "Not Registered? Click [HERE](#)" and "Forgot your password? Click [HERE](#)". A copyright notice at the very bottom reads "Web site and contents ©Copyright 2011-2015 by GEDmatch, Inc."

Create an account by clicking on the "Not Registered? Click [HERE](#)" link.



The screenshot shows the "User Registration" form on the GEDmatch website. It includes several input fields with associated instructions: "First & Last Name:" with a note that the name is needed for verification; "Optional Alias:" with a note that it can be used for applications not associated with individual results; "Email Address:" and "Enter email address again:" with a note that the email must be able to receive a confirmation email; and "Password:" and "Enter Password Again:" with a note that the password is case sensitive and must be at least 6 characters long, including at least one number or symbol. A yellow "Register" button is located at the bottom of the form. A copyright notice at the bottom reads "Web site and contents ©Copyright 2011-2015 by GEDmatch, Inc."

Enter your name, optional alias, email address, and password in the appropriate text boxes; click the **Register** button.



The screenshot shows the registration confirmation page. It contains the following text: "An email has been sent to [redacted] with a 'Registration Confirmation Code'. Please copy that code from your email, and paste it in the space below. Then, click on the 'Confirm' button below to complete the registration process. Do NOT close this page until you have completed that process, or you will have to start registration over." Below this text is a text input field for the confirmation code and a "Confirm" button. A link "HERE" is provided for users who do not receive a confirmation email within a few minutes.

Do not close this page!

Check your email for the registration confirmation message.
Look for a message with the subject line "Do Not Reply"; open it.

From: Do Not Reply <do-not-reply@gedmatch.com> Sent: Wed 8/19/20:
To: [REDACTED]
Cc:
Subject: GEDmatch.Com Registration Confirmation Code

Your registration confirmation code is: **451be718**

You should copy and paste this code in the place provided on the registration page.

If you did not register on GEDmatch.Com within the last hour, then you should disregard this notice, and do not need to make any response.

Make a note of your registration confirmation code (or select the code and copy it by pressing Ctrl-C).

Please copy that code from your email, and paste it in the space below.

Then, click on the 'Confirm' button below to complete the registration process.

Do NOT close this page until you have completed that process, or you will have to start registration over.

If you do not receive a confirmation email within a few minutes, click [HERE](#)

451be718 x

Confirm

Go back to the GEDmatch page and enter the code into the box (or paste the code by pressing Ctrl-V); click the **Confirm** button.

This will open your account on the GEDmatch web site.